



DESCRIPTION: 0.5W 3KVDC Isolated Twin Output DC/DC Converters

The PPD-W5 series are miniature, isolated 0.5W DC/DC-converters with twin output voltage in a SIP and DIP package. They offer the ideal solution in many space critical applications for board level power distribution. The internal SMD construction makes it possible to offer a product with high performance at low cost. The series offers smaller size, improved efficiency, lower output ripple noise and 3KVDC isolation.

FEATURES

RoHS compliant, CE certification	Twin independent output	Input/output isolation 3KVDC
Output/output isolation 3KVDC	Power sharing on output	Efficiency up to 80%
UL 94V-0 package material	Footprint from 1.17cm ²	Input voltage: 5V, 12V
Output one: 5V (12V selectable)	Output two: 3.3V, 5V, 9V, 12V, 15V	Operating temperature: -40°C to 105°C

SELECTION GUIDE

Part Number	Nominal Input Voltage	Output Voltage 1	Output Voltage 2	Output Current 1	Output Current 2	Efficiency	Package Style
	V	V	V	mA	mA	%	
PPD050503D-W5	5	5	3.3	50	75	70	DIP
PPD050505D-W5	5	5	5	50	50	71	DIP
PPD050509D-W5	5	5	9	50	28	80	DIP
PPD050512D-W5	5	5	12	50	21	80	DIP
PPD050515D-W5	5	5	15	50	17	79	DIP
PPD050503S-W5	5	5	3.3	50	75	70	SIP
PPD050505S-W5	5	5	5	50	50	70	SIP
PPD050509S-W5	5	5	9	50	28	79	SIP
PPD050512S-W5	5	5	12	50	21	80	SIP
PPD050515S-W5	5	5	15	50	17	81	SIP
PPD120505D-W5	12	5	5	50	50	70	DIP
PPD120509D-W5	12	5	9	50	28	80	DIP
PPD120512D-W5	12	5	12	50	21	80	DIP
PPD120515D-W5	12	5	15	50	17	79	DIP
PPD120505S-W5	12	5	5	50	50	70	SIP
PPD120509S-W5	12	5	9	50	28	80	SIP
PPD120512S-W5	12	5	12	50	21	79	SIP
PPD120515S-W5	12	5	15	50	17	80	SIP

Add suffix "P" for continuous short circuit protection, for example PPD050505SP-W5. Add suffix "N" Define different output pin, for example PPD050505S/N-W5.

INPUT CHARACTERISTICS

Parameter	Conditions	Min.	Typ.	Max.	Units
Voltage range	5V input types	4.5	5.0	5.5	V
Voltage range	12V input types	11	12	13	V

OUTPUT CHARACTERISTICS

Parameter	Conditions	Min.	Typ.	Max.	Units
Rated power	TA= -40°C to 85°C			0.5	W
Voltage set point accuracy	See tolerance envelope				
Line regulation	High VIN to low VIN (voltage variation +/-5%)		1.0	1.2	%/%
Load regulation(10% load to rated load)	3.3V output variants			14	%
Load regulation(10% load to rated load)	5V output variants			14	%
Load regulation(10% load to rated load)	9V output variants			9	%
Load regulation(10% load to rated load)	12V output variants			9	%
Load regulation(10% load to rated load)	15V output variants			9	%

ABSOLUTE MAXIMUM RATINGS

Short-circuit protection	1 second
Lead temperature 1.5mm from case for 10 seconds	300°C
Input voltage V_{in} , PPD05 variants	6.5V
Input voltage V_{in} , PPD12 variants	14.5V

All specifications typical at $T_A=25^\circ\text{C}$, nominal input voltage and rated output current unless otherwise specified.

ISOLATION CHARACTERISTICS

Parameter	Conditions	Min.	Typ.	Max.	Units
Isolation test voltage	Tested for 1 second	3000			VDC
Resistance	$V_{iso}=1000\text{VDC}$	1			GΩ

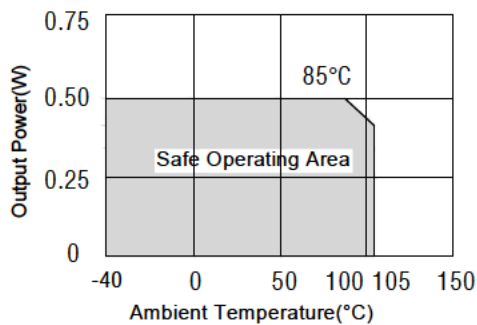
GENERAL CHARACTERISTICS

Parameter	Conditions	Min.	Typ.	Max.	Units
Switching frequency	All input types		110		kHz

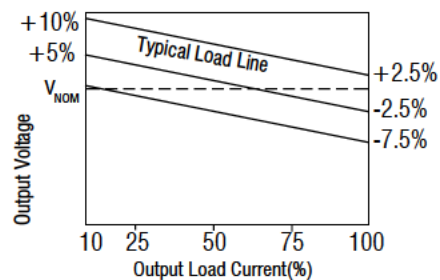
TEMPERATURE CHARACTERISTICS

Parameter	Conditions	Min.	Typ.	Max.	Units
Specification	Derating if the temperature $\geq 85^\circ\text{C}$	-40		105	°C
Storage		-55		130	°C
Cooling	Free air convection				

TEMPERATURE DERATING GRAPHS



TOLERANCE ENVELOPES

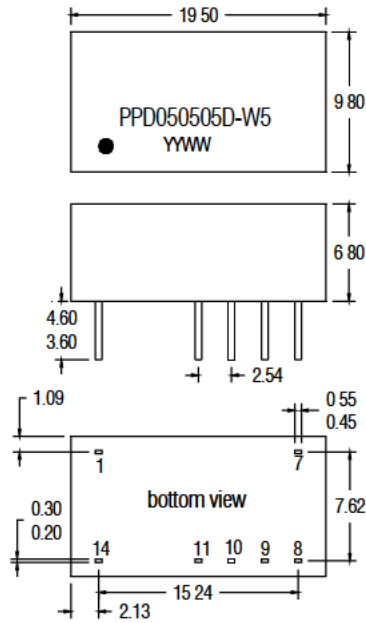


SOLDERING INFORMATION

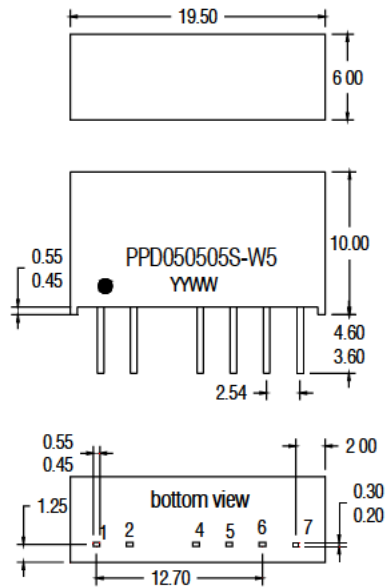
This series is compatible with RoHS soldering systems with a peak wave solder temperature of 300°C for 10 seconds. Both SIP and DIP types in this series are backward compatible with Sn/Pb soldering systems.

MECHANICAL DIMENSIONS

DIP Package



SIP Package



All dimensions in mm ± 0.25 mm. All pins on a 2.54mm pitch and within ± 0.25 mm of true position.
Weight: 2.3g (DIP & SIP)

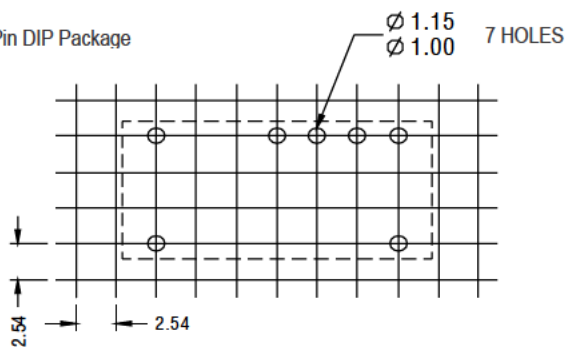
PIN CONNECTIONS

14 PIN DIP		
Pin	Function	Add suffix "/N" function
1	-Vin	-Vin
7	NC	NC
8	-Vout2	+Vout2
9	+Vout2	-Vout2
10	-Vout1	+Vout1
11	+Vout1	-Vout1
14	+Vin	+Vin

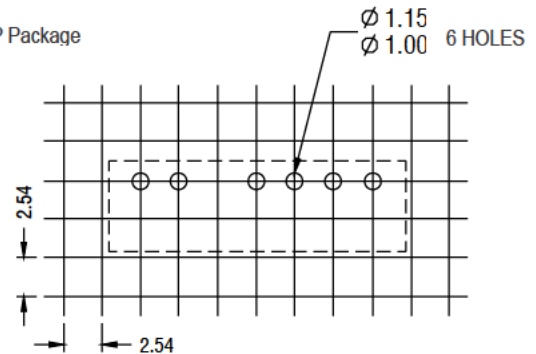
7 PIN SIP		
Pin	Function	Add suffix "/N" function
1	+Vin	+Vin
2	-Vin	-Vin
4	+Vout1	-Vout1
5	-Vout1	+Vout1
6	+Vout2	-Vout2
7	-Vout2	+Vout2

RECOMMENDED FOOTPRINT DETAILS

14Pin DIP Package

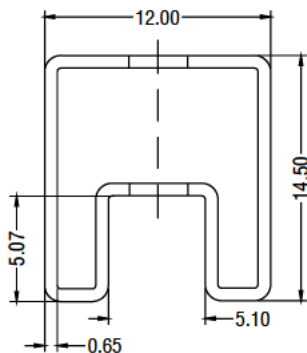


7Pin SIP Package

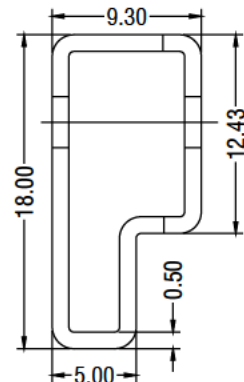


TUBE OUTLINE DIMENSIONS

14Pin DIP Tube



7Pin SIP Tube



Unless otherwise stated all dimensions in mm ± 0.5 mm.

Tube length (14 Pin DIP) : 520mm ± 2 mm Tube Quantity : 25PCS

Tube length (7 Pin SIP) : 520mm ± 2 mm Tube Quantity : 25PCS