



DESCRIPTION: 0.5W 3KVDC Isolated Single Output DC/DC Converters

The PPR-W5 series are miniature, isolated 0.5W DC/DC converters in a SIP package. They offer the ideal solution in many space critical applications for board level power distribution. The internal SMD construction makes it possible to offer a product with high performance at low cost. The series offers smaller size, improved efficiency, lower output ripple noise and 3KVDC isolation.

FEATURES

RoHS compliant	3KVDC isolation	Efficiency up to 80%
Operating temperature: -40°C to 105°C	Power density up to 0.90W/cm ³	UL 94V-0 package material
Footprint from 1.17cm ²	Industry standard pinout	Input voltage: 3.3V, 5V, 9V, 12V, 15V, 24V, 48V
Output voltage: 3.3V, 5V, 9V, 12V, 15V, 24V	Custom solutions available	CE certification

SELECTION GUIDE

Part Number	Nominal Input Voltage	Output Voltage	Output Current (Max./Min)	Efficiency
	V	V	mA	%
PPR0303S-W5	3.3	3.3	152/15.2	72
PPR0305S-W5	3.3	5	100/10	74
PPR0503S-W5	5	3.3	152/15.2	72
PPR0505S-W5	5	5	100/10	68
PPR0509S-W5	5	9	55.5/5.55	78
PPR0512S-W5	5	12	41.7/4.17	76
PPR0515S-W5	5	15	33.3/3.33	79
PPR0524S-W5	5	24	20.84/2.084	81
PPR0905S-W5	9	5	100/10	74
PPR1203S-W5	12	3.3	152/15.2	74
PPR1205S-W5	12	5	100/10	69
PPR1209S-W5	12	9	55.5/5.55	76
PPR1212S-W5	12	12	41.7/4.17	77
PPR1215S-W5	12	15	33.3/3.33	76
PPR1224S-W5	12	24	20.84/2.084	84
PPR1505S-W5	15	5	100/10	69
PPR1509S-W5	15	9	55.5/5.55	76
PPR1512S-W5	15	12	41.7/4.17	76
PPR1515S-W5	15	15	33.3/3.33	75
PPR2405S-W5	24	5	100/10	71
PPR2409S-W5	24	9	55.5/5.55	78
PPR2412S-W5	24	12	41.7/4.17	78
PPR2415S-W5	24	15	33.3/3.33	80
PPR2424S-W5	24	24	20.84/2.084	80
PPR4805S-W5	48	5	100/10	71

Add suffix "P" for continuous short circuit protection, for example PPR0505SP-W5.

INPUT CHARACTERISTICS

Parameter	Conditions	Min.	Typ.	Max.	Units
Voltage range	3.3V input	2.9	3.3	3.6	V
Voltage range	5V input	4.5	5	5.5	V
Voltage range	9V input	8.03	9	10	V
Voltage range	12V input	11	12	13.3	V
Voltage range	15V input	13.4	15	16.4	V
Voltage range	24V input	22	24	26.6	V
Voltage range	48V input	44	48	53	V

ISOLATION CHARACTERISTICS

Parameter	Conditions	Min.	Typ.	Max.	Units
Isolation voltage	Tested for 1 second	3000			VDC
Resistance	Viso=1000VDC	1			GΩ

OUTPUT CHARACTERISTICS

Parameter	Conditions	Min.	Typ.	Max.	Units
Rated Power	TA=-40°C to 85°C			0.5	W
Voltage Set Point Accuracy	See tolerance envelope				
Line regulation	High VIN to low VIN (voltage variation +/-5%)		1.2		%/%
Load Regulation(10% load to rated load)	PPRXX03S-W5 , TPRXX05S-W5, TPRXX09S-W5		13		%
Load Regulation(10% load to rated load)	PPRXX12S-W5		7		%
Load Regulation(10% load to rated load)	PPRXX15S-W5		7		%
Load Regulation(10% load to rated load)	PPRXX24S-W5		7		%
Ripple & Noise	20MHz bandwidth		50	150	mvp-p

ABSOLUTE MAXIMUM RATINGS

Short-circuit protection	1 second
Lead temperature 1.5mm from case for 10 seconds	300°C
Internal power dissipation	540mW
Input voltage Vin, PPR03 variants	5.5V
Input voltage Vin, PPR05 variants	7V
Input voltage Vin, PPR09 variants	11.5V
Input voltage Vin, PPR12 variants	15V
Input voltage Vin, PPR15 variants	18V
Input voltage Vin, PPR24 variants	28V
Input voltage Vin, PPR48 variants	54V

All specifications typical at TA=25° C, nominal input voltage and rated output current unless otherwise specified.

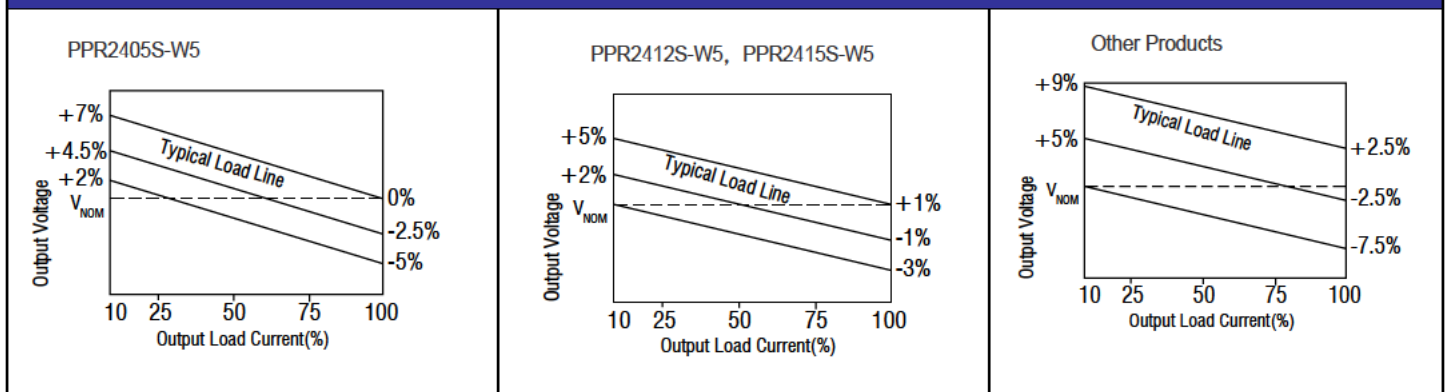
GENERAL CHARACTERISTICS

Parameter	Conditions	Typ.	Max.	Units
Switching frequency	3.3V input	120		kHz
Switching frequency	5V input	120		kHz
Switching frequency	9V input	120		kHz
Switching frequency	12V input	160		kHz
Switching frequency	15V input	90		kHz
Switching frequency	24V input	90		kHz
Switching frequency	48V input	90		kHz

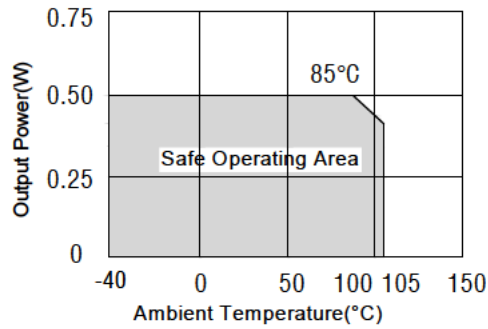
TEMPERATURE CHARACTERISTICS

Parameter	Conditions	Min.	Typ.	Max.	Units
Specification	Derating if the temperature ≥85°C	-40		105	°C
Storage		-50		130	°C
Case Temperature above ambient	3.3V 5V output types		35		°C
Case Temperature above ambient	All other output types		30		°C
Cooling	Free air convection				

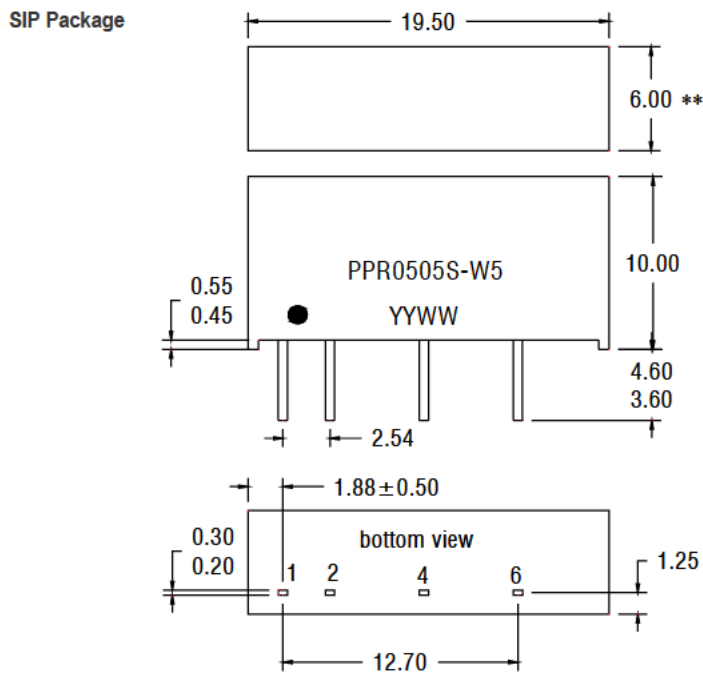
TOLERANCE ENVELOPES



TEMPERATURE DERATING GRAPHS



MECHANICAL DIMENSIONS

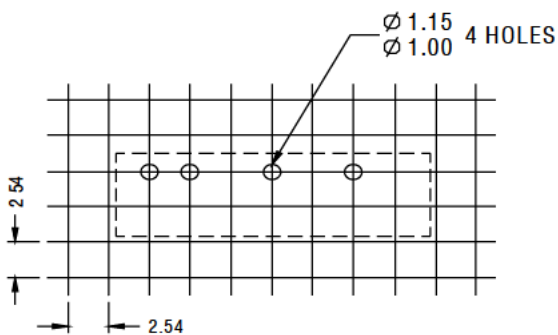


All dimensions in mm ± 0.25 mm. All pins on a 2.54mm pitch and within ± 0.25 mm of true position.
 **7.50 for 48V variants

PIN CONNECTIONS

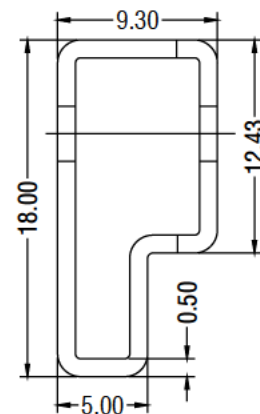
7 PIN SIP	
Pin	Function
1	+Vin
2	-Vin
4	-Vout
6	+Vout

RECOMMENDED FOOTPRINT DETAILS



All dimensions in mm ± 0.25 mm

TUBE OUTLINE DIMENSIONS



All dimensions in mm ± 0.25 mm

Tube Quantity : 25PCS