

FEATURES :

- Universal Input 90~264VAC
- High Efficiency Up To 82%
- Protection: Short Circuit /Overload/Over Voltage
- Internal Input Filter
- 3 Years Warranty
- ROHS Compliant

Specifications typical at TA=25°C, nominal input voltage and rated output current unless otherwise specified

Part Number	Output Wattage	Output Voltage	Output Current	Ripple & Noise	Efficiency
	(W)	Vdc	mA	(mV) max(Note2)	%(TYP)
PGX005-S03	4.0	3.3	1200	100	72
PGX005-S05	5.0	5	1000	100	75
PGX005-S06	5.1	6	850	100	75
PGX005-S07	5.1	7	725	100	75
PGX005-S08	5.0	8	625	100	75
PGX005-S09	5.4	9	600	100	78
PGX005-S10	6.0	10	600	100	78
PGX005-S12	6.0	12	500	100	80
PGX005-S13	6.0	13	460	150	80
PGX005-S14	6.0	14	425	150	80
PGX005-S15	6.0	15	400	150	80
PGX005-S16	6.0	16	375	150	80
PGX005-S18	6.0	18	333	200	81
PGX005-S24	6.0	24	250	240	82
PGX005-S27	6.0	27	220	240	82
PGX005-S36	6.0	36	167	240	82
PGX005-S48	6.0	48	125	240	82

Notes :

1."X" Represent module version

A: Represent module version with enclosure.

B: Represent open frame version without enclosure.

C: Represent wired module version with enclosure.

2.Ripple & noise is measured by using 20 MHz bandwidth, measured with a 47uf paralleled with a high-frequency 0.47uf capacitor across each output by full load.

3. Only GA005 series recognized by UL & CB.

Input Specifications

Parameters	Conditions	Min	Typ	Max	Units
Rated Input Voltage	Vo, Io nom		100-240		Vac
Voltage Range	Vo, Io nom	AC in	90	264	Vac
		DC in	120	370	Vdc
Line Frequency	Vi nom. Io nom	47	50/60	63	Hz
Inrush Current	Io nom	Vi:115VAC		10	A
		Vi:230VAC		20	A
Input Current (Full load)	110mA Max.(115Vac) 70mA Max.(230Vac)				
Input Fuse	VDE/UL/CCC FUSE 2.5A/250V (Slow blow).				

Patron

Passive Electronic

AC-DC Converter PGA/B/C005 SERIES

5Watt
3KV Isolated
Single Output
Module



PGA005



PGB005



PGC005



Output Specifications

Parameters	Conditions	Min	Typ	Max	Units
Output Voltage Accuracy	Vi nom, lo nom	3.3V,5V Models		±3	%
		12....48V Models		±2	
Minimum load	Vi nom	0			%
Line regulation	lo nom, Vi min...Vi max		±1		%
Load regulation	Vi nom, lo min...lo nom		±2		%
Transient recovery time	Vi nom, lo nom =I←→0.5 lo nom		1000		us
Protection	Overload	Above 110% rated output power			
		Protection type: Recovers automatically after fault condition is removed			
	Short Circuit	Recovers automatically after fault condition is removed			
	Over Voltage	120%-150% rated output Voltage			Protection type: Zener diode clamp

General Specifications

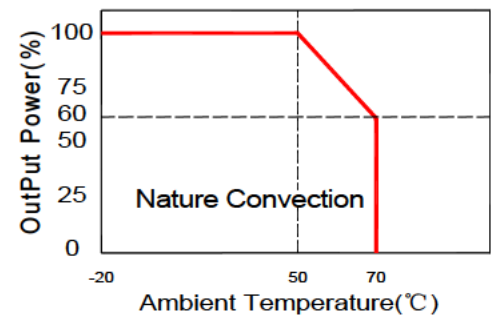
Parameters	Conditions	Min	Typ	Max	Units
Switching Frequency	Vi nom, lo nom		65		KHz
Isolation Voltage	Input / output		3.0KVac/ 5mA/5Secs		
Isolation Resistance	Input / output, @500Vdc	100			MΩ
Ambient Temperature	Operating at Vi nom, lo nom	-20		+70	°C
Derating	Vi nom, lo nom+51 to 71°C			2	%/°C
Storage Temperature	Nom operational	-40		+85	°C
Relative Humidity	Vi nom, lo nom			95	% RH
Dimension	PGA005/PGC005 L50.80 x W25.40 x H17.02, PGB005 L48.5 x W23.0 x H16.0				mm
Cooling	Free air convection				

Part Number

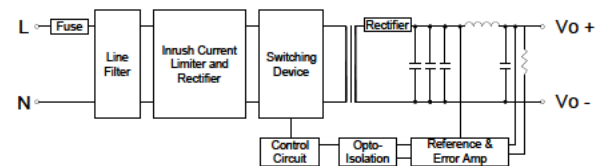
P G X 005 - S 05
A B C D E

- A: Series
- B: Package A,B,C
- C: Output Watt
- D: Single(S)
- E: Output Voltage

Temperature Derating Graph

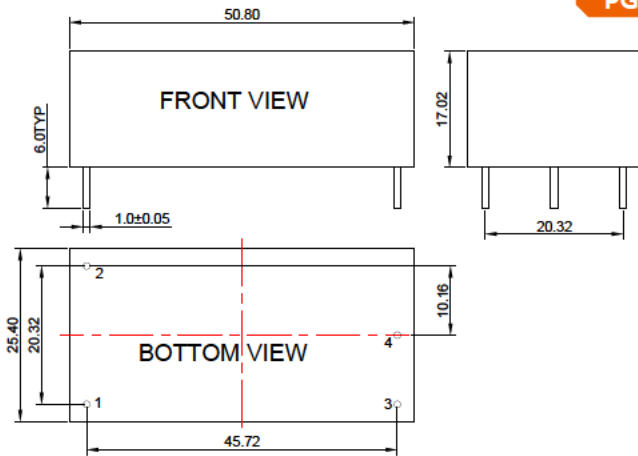


Circuit Schematic



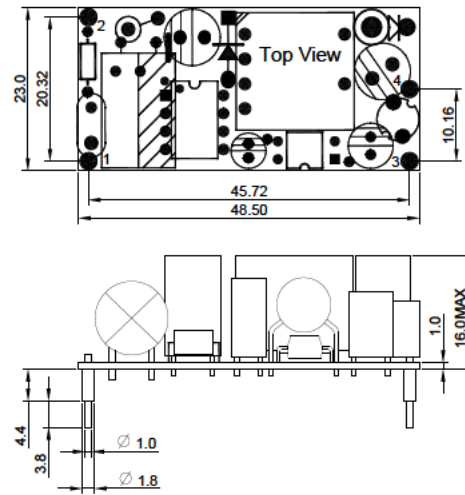
Markings and Dimensions

PGA005



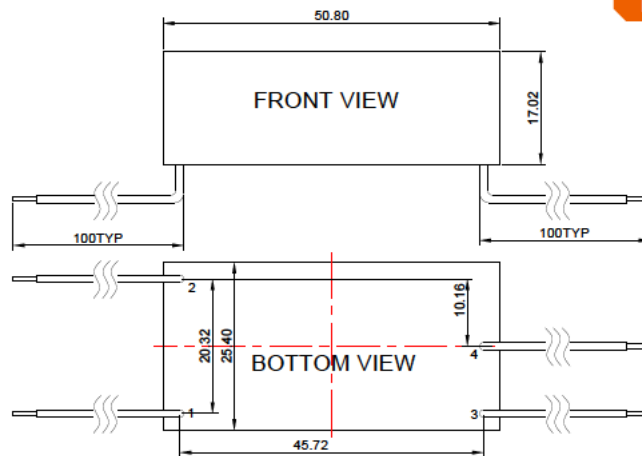
UNIT : mm Unless otherwise specified, all tolerances are ±0.50

PGB005



UNIT : mm Unless otherwise specified, all tolerances are ±0.50

PGC005



UNIT : mm Unless otherwise specified, all tolerances are ±0.50

PIN Connection

PIN	1	2	3	4
PGA005/PGB005	ACN	ACL	+Vo	-Vo
PGC005	ACN (Black)	ACL(White)	+Vo(Red)	-Vo(Blue)